

NEVER STOP DISCOVERING!

OVER 50 YEARS OF INNOVATION
AND PASSION

TISCHER
FREIZEITFAHRZEUGE



PICK-UP-CABINS

MOBILE FLEXIBILITY WITH
COMFORT AND SERVICE

2024 E

TISCHER AND PICK-UP

THE MOST FLEXIBLE WAY TO ENJOY A MOBILE HOLIDAY

The pick-up is an iconic American invention. Since the 1920s, this vehicle type has been deployed in the USA for nearly all purposes.

The idea of using the pick-up as the basis for a motor home was also born in the USA. It was perfected and quality-enhanced, on the other hand, by us Europeans.

The desire for unrestricted mobility when travelling is particularly marked among campers. However, a combination of car and caravan is difficult to manoeuvre in the city or in mountainous regions, and many motor homes reach the end of the road here because of their size. Not too big for city traffic, not too small for comfortable travel – a pick-up with comfortable demountable cabin is the ideal basis for flexible mobility.

The major advantages of TISCHER demountable cabins: Not only are they particularly simple to demount and mount, the pick-up's bed is fully usable again once the cabin has been removed. Have a look at the following pages and convince yourself of the numerous benefits of TISCHER demountable cabins. You will be surprised at the possibilities offered to you by a demountable cabin from TISCHER!

TAKE A LOOK AT ANOTHER NEW FEATURE AND ATTRACTION

DIE OPTIMIERTE KÜCHE IST EIN NEWCOMER ZUM SCHWÄRMEN

Something that our experienced planners and designers always keep in mind is the continuous optimization of the high-quality interior fittings of TISCHER motorhome cabins. They are always fiddling around, fine-tuning and developing them – and always achieve outstanding results. The most recent example of this is our new kitchen design.

The cooking area with two flames is now even more clearly separated from the washing up area. The sink is now larger. Despite this, we were also able to make even more valuable space in this important part of the interior.

This makes it possible to prepare food and then get the kitchen back into order again, in an even more ergonomic way. The electric-powered compressor fridge is also new. This is more environmentally friendly compared to the absorber models which were integrated before.

NEW





IDEA & PRODUCTION P. 2-19

TISCHER and pick-ups	P. 2
TRAIL or BOX?	P. 4
Mounting and de-mounting	P. 6
TISCHER production	P. 8
Interior worlds	P. 10
Kitchen	P. 12
Bathroom	P. 14
Furniture & wood	P. 16
Choice of fabrics	P. 18

PICK-UP CABINS P. 20-39

TRAIL/BOX 200	P. 20
TRAIL/BOX 220	P. 22
TRAIL/BOX 230/230S	P. 24
TRAIL/BOX 240	P. 26
TRAIL/BOX 250/275S	P. 28
TRAIL/BOX 260/260S	P. 30
TRAIL/BOX 260R/260RS	P. 32
TRAIL/BOX 260SD	P. 34
TRAIL/BOX 280/280S	P. 36
Equipment	P. 38
Accessories	P. 39

WORLD OF TISCHER P. 40-51

Company	P. 40
Discover TISCHER	P. 42
TISCHER chronicle	P. 44
TISCHER Treff	P. 45
TISCHER service	P. 46
Leisure & more	P. 48
TISCHER individual	P. 50
Basis vehicles	P. 51

PICK-UP CABINS

TRAIL version

TRAIL OR BOX?

WHAT'S YOUR PREFERENCE?

When it comes to pick-up cabins, do you prefer the classic shape of our BOX version? Or is our somewhat sleeker TRAIL model more your thing? Both are very positively rated by TISCHER customers. Here we briefly show you how they differ from one another:

The modern looking **TRAIL version** is more streamlined at the alcove above the pick-up's passenger compartment. This improves the aerodynamics and provides more space inside. The material used is double-shell foam-filled GRP molded parts. The flat surface at the front is ideal for installing a pair of additional headlights if you want.

Due to its slightly more angular appearance, the **BOX version** looks bigger. In terms of material and manufacturing quality, it is in no way inferior to the TRAIL model. It is also built from high-quality aluminum sandwich panels. However, the production process is less complex. That is why we can offer this model cheaper.



BOX version



MOUNTING AND DEMOUNTING



THE PICK-UP CABIN


MOUNTING AND DEMOUNTING MADE EASY

Mounting and demounting the cabin is easy with the aid of the retractable supports. Thanks to the professional familiarisation session conducted by our specialist staff when the vehicle is being handed over, and with just a little practice, mounting and demounting can be done in 20 minutes.





Extend supports with cordless screwdriver or crank handle



Turnbuckle and 13-pin socket



Mounting and demounting in just 20 minutes

DEMOUNTING

For demounting, you just have to release the attachments between cabin and pick-up and drop the four supports to the ground. The supports are extended with the help of a crank or cordless screwdriver until the cabin is separated from the vehicle. Once you have driven the vehicle away, you lower the cabin slightly to facilitate easy entry.

MOUNTING

Mounting the cabin is just as easy, just in the reverse order: Lift the cabin until you can drive the pick-up beneath it. Now lower the cabin again, attach the brackets, plug in the 13-pin plug for the lighting as well as the 3-plug for the battery and retract the supports.

SMART CONSTRUCTION

Every TISCHER cabin is designed to ensure that the truck bed need not be altered; it can be used without restriction following demounting.

PRODUCTION

A man with a beard and glasses, wearing a white t-shirt, is working on a wooden structure in a workshop. He is looking down at his work. A hand-drawn sketch of his profile is overlaid on the image, showing his hair tied back and his glasses. The background is a blurred workshop with various tools and materials.

CABIN CONSTRUCTION ***MODERN ENGINEERING AND*** ***TRADITIONAL HANDCRAFTING***

From the initial design to the finished TISCHER cabin, we take your wishes and requirements into account.

That is why, with the most modern machine engineering and the highest standards of precise workmanship, our staff produce premium-quality demountable cabins "Made in Germany". The platinum level that we have supplied will give you an exceptional advantage. It means that you can keep your mobile home for many years with minimum upkeep. It is extremely long-lasting, which isn't just good for you – it's also good for the planet.

The cabin is constructed to a sandwich design. The aluminium sheeting, solid foam and internal plywood panel are glued under pressure. Thereafter, the CNC-machined cabin components are precisely assembled. This construction technique offers a number of advantages: a high level of stability, low weight and outstanding insulating properties.



INTERIOR WORLDS

INTERIOR AND EQUIPMENT ***SPACIOUS AND COMFORTABLE***

Living, sleeping, cooking, relaxing – and all in our demountable cabin. Ideal built-in units, comfortable seating elements and abundant storage space permit relaxed travelling. Generous bed dimensions and the optional lengthwise bed version ensure a good night's sleep.







REFINED KITCHEN

WITH PERFECT ERGONOMICS AND USE OF SPACE

The new kitchen is even more spacious and ergonomically designed, and it travels everywhere with you! The cooking area is clearly delineated from the area for washing up, making things even more ergonomic. The powerful compressor fridge doesn't just keep your food perfectly fresh; it will also give you plenty of enjoyment when you're on the move.

INTERIOR WORLDS

NEW





LOTS OF SPACE IN THE SMALLEST ROOM
NEAT HOW IT ALL FITS!

The new bathroom concept from TISCHER is a model of space utilization, function and comfort with space for a folding washbasin, shower, toilet, wall cabinet to make mobile life comfortable. The guide of the shower door has been optimized to use up less living space when the bathroom is not in use. The large washbasin, which now folds away lengthwise in the driving direction, offers plenty of room in the smallest of spaces. An innovative solution ensures that residual water is collected even better than before after use of the washbasin.

INTERIOR WORLDS





FURNITURE MANUFACTURE ***HIGH QUALITY AND APPEALING***

Tradition and innovation go hand in hand:

We produce precisely tailored furniture, emphasising both functionality and wellbeing in the interior. Everything you need has a place of its own, close at hand. At the same time, we strive to provide open spaces, appealing surfaces and comfortable seating.

And special wishes present no problems either: Additional storage space, individual interior fittings or even greater comfort – we execute even the most unusual of ideas to meet your specifications exactly.

INTERIOR WORLDS



INTERIOR WORLDS

YOU MAKE THE CHOICE!
WE MAKE YOUR WISHES COME TRUE

For even more individuality and personality, we offer our curtains in modern form as panel curtains or Roman blinds with matching decorative curtains. With our Lagona, Dimare, Limea and Delio and Savaro fabric designs, there is something for everyone. Whether it's eye-catching colors, maritime flair or a low-key, understated feel:

You choose to suit your taste!

CLEAN JOB!
EASY TO CLEAN AND HYGIENIC

We only use high-quality, hard-wearing fabrics from German quality weaving mills to ensure that you enjoy your upholstery for a long time to come. All upholstery fabrics can be easily removed and washed. They can also be cleaned with alcohol based disinfectants, once a small test has been carried out in a concealed spot. The detailed care instructions for our fabrics can be found here:



FABRIC DESIGN "LAGONA"



FABRIC DESIGN "DIMARO"



FABRIC DESIGN "LIMEA"



FABRIC DESIGN "DELIO"



FABRIC DESIGN "SAVARO"



SELECTION OF FABRICS ***MODERN AND CLASSICALLY ATTRACTIVE***

With modern fabrics, fashionable trend colours and lots of extras for the individual interior design of your demountable cabin, we ensure that you feel at home. Our upholstery and curtain fabrics are available in a choice of five different versions.



Compact, light and spacious – with these features, the demountable cabin TRAIL/BOX 200 is the ideal travel companion for couples taking active holidays.

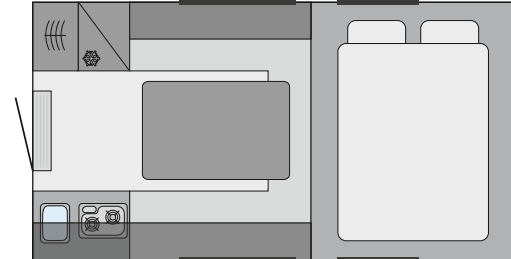
The TRAIL/BOX 200 model is suitable for both one-and-a-half cabin and double-cabin pick-ups. In combination with a one-and-a half cabin, the demountable cabin is almost flush with the back of the basis vehicle. This means the slope angle of the pick-up is not restricted and the special

construction technique of our most popular and lightest cabin means that good cross-country mobility is assured.

In the interior, numerous comfort features immediately become evident: a standing height of 1.95 m, a central seating group which can be converted to a bed area and the generous bed dimensions prevent any feeling of constriction; modern upholstery fabrics and curtains provide a pleasant environment even on long trips.



TRAIL/BOX 200



Interior fittings TRAIL/BOX 200

TECHNICAL DATA

Total width* 210 cm

Total length* 555 cm

Total height* 299 cm / Standing height 195 cm

Platform length 365 cm (TRAIL) / 367 cm (BOX)

Floor length inside 200 cm

Bed dimensions alcove 198 x 150 cm

Bed dimensions seating group 198 x 111 cm

GAS, WATER & HEATING SYSTEM

Storage space for two 5 kg gas bottles, with access from outside

Gas heating "TRUMA VarioHeat Eco" with safety gas pressure controller
"TRUMA Mono Control CS" for operation while vehicle is in motion

Cut-off valves for each individual appliance

Fresh water supply with two 15 litre canisters and immersion pump

SUITABLE BASIS VEHICLES **

Ford Ranger, Isuzu D-Max, Jeep Gladiator, Land Rover Defender, Mercedes X-Class, Mitsubishi L200/Fiat Fullback, Nissan Navara, Toyota Hilux, VW Amarok

Some of the accessories shown are not included as standard – available with surcharge.

*Approx. – depending on basis vehicle and equipment

**See additional information on Page 51





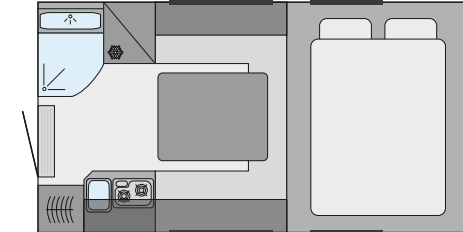
Within a very short space of time, the VW Amarok has become one of the most popular pick-up models. With the TRAIL/BOX 220 model, the TISCHER range has the matching demountable cabin.

The vehicle has now undergone both an optical and above all a technical facelift. Greater power thanks to the V6 engine now also permits off-road tours. Our Model TRAIL/BOX 220 is tailored exactly

to the Amarok to give a cohesive appearance. The cabin unit is 382cm long and barely wider than the basis vehicle. The resulting unit is compact and thus perfect for use on dirt roads and serpentine. The bright and cosily-designed interior has a dinette with seating for two to three. The equipment also includes a wardrobe, galley kitchen and a sanitation room with cassette WC, wash basin, shower and cabinet with mirror.



TRAIL/BOX 220



Interior fittings TRAIL/BOX 220

TECHNICAL DATA

Total width* 210 cm

Total length* 585 cm

Total height* 299 cm / Standing height 195 cm

Platform length 382 cm / Floor length inside 220 cm

Bed dimensions alcove 198 x 150 cm

Bed dimensions seating group 198 x 97 cm

GAS, WATER & HEATING SYSTEM

Storage space for two 5 kg gas bottles, with access from outside

Gas heating "TRUMA Combi 4E" with water heating system (boiler 10 litre)

Cut-off valves for each individual appliance

Fresh water supply with 96 litre tank and pressure pump

45 litre waste water tank as underfloor tank

SUITABLE BASIS VEHICLES **

Ford Ranger, Isuzu D-Max, Jeep Gladiator, Mercedes X-Class, Nissan Navara, Toyota Hilux, VW Amarok

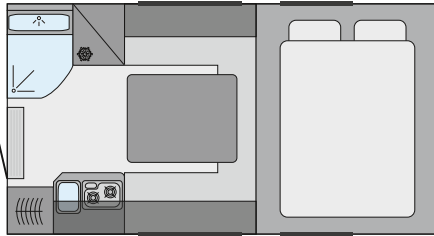
Some of the accessories shown are not included as standard – available with surcharge.

*Approx. – depending on basis vehicle and equipment

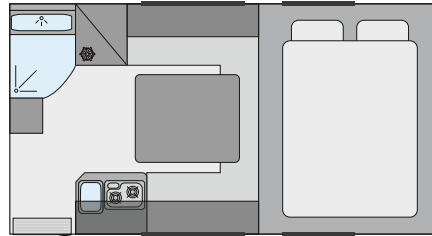
**See additional information on Page 51



TRAIL/BOX 230/230S



Interior fittings TRAIL/BOX 230



Interior fittings TRAIL/BOX 230S



TECHNICAL DATA

Total width* 210 cm

Total length* 585 cm

Total height* 299 cm / Standing height 195 cm

Platform length 400 cm / Floor length inside 237 cm

Bed dimensions alcove 198 x 150 cm

Bed dimensions seating group 198 x 113 cm (TRAIL/BOX 230)

Bed dimensions seating group 198 x 111/91 cm (TRAIL/BOX 230S)

GAS, WATER & HEATING SYSTEM

Storage space for two 5 kg gas bottles, with access from outside

Gas heating "TRUMA Combi 4E" with water heating system (boiler 10 litre)

Cut-off valves for each individual appliance

Fresh water supply with 96 litre tank and pressure pump

45 litre waste water tank as underfloor tank

SUITABLE BASIS VEHICLES **

Ford Ranger, Isuzu D-Max, Jeep Gladiator, Mercedes X-Class, Nissan Navara, Toyota Hilux, VW Amarok

Some of the accessories shown are not included as standard – available with surcharge.

*Approx. – depending on basis vehicle and equipment

**See additional information on Page 51



The TRAIL/BOX 230 and 230S models are particularly suited to all Japanese pick-ups with double-cabin driver's cab.

Here you can choose between rear entrance (230) and side entrance (230S). In terms of the extensive equipment, on the other hand, there are no differences. Both versions make a convincing impression with abundant space and comfort, the standing height is a pleasant 1.95 m. The kitchen, four cosy seats, a large bed in the alcove and

generous storage make even long trips a pleasure. With just minimal adjustment, the seating group can be converted into a further bed. Also on board is a washroom with large, fold-down wash basin and a warm water system.

The washroom features a bench WC thus ensuring a clear layout with no sharp edges.

A further plus: easy cleaning is guaranteed.



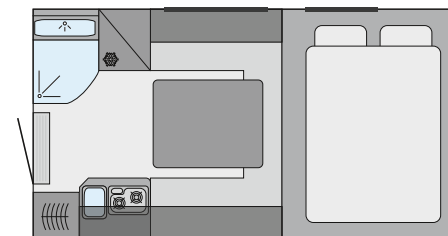
Spacious, comfortable, variable – our TRAIL/BOX 240 model makes a convincing impression with these and further features.

With the new Ford Ranger as the basis vehicle, you will drive comfortably and absolutely safely. As the first pick-up in the double-cabin version, the Ford Ranger was awarded five stars in the Euro-NCAP crashtest. And five stars also go to our pick-up-cabin: The TRAIL/BOX 240 has a very special feature.

It is suitable for both one-and-a-half and double cabins. With this model featuring rear entrance, lack of space is a thing of the past. Generous dimensions and a standing height of 1.95 m, as well as numerous storage compartments turn even long journeys into a pleasure trip. The modern design of the interior and perfectly matching handcrafted furniture demonstrate our vast experience in the construction of motor homes.



TRAIL/BOX 240



Interior fittings TRAIL/BOX 240

TECHNICAL DATA

Total width* 210 cm

Total length* 575/599 cm

Total height* 299 cm / Standing height 195 cm

Platform length 400 cm / Floor length inside 237 cm

Bed dimensions alcove 198 x 150 cm

Bed dimensions seating group 198 x 113 cm

GAS, WATER & HEATING SYSTEM

Storage space for two 5 kg gas bottles, with access from outside

Gas heating "TRUMA Combi 4E" with water heating system (boiler 10 litre)

Cut-off valves for each individual appliance

Fresh water supply with 96 litre tank and pressure pump

45 litre waste water tank as underfloor tank

SUITABLE BASIS VEHICLES **

Ford Ranger, Isuzu D-Max, Jeep Gladiator, Land Rover Defender, Mercedes X-Class, Nissan Navara, Toyota Hilux, VW Amarok

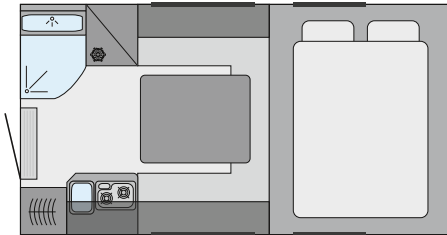
Some of the accessories shown are not included as standard – available with surcharge.

*Approx. – depending on basis vehicle and equipment

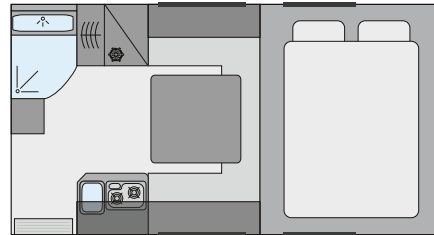
**See additional information on Page 51



TRAIL/BOX 250/275S



Interior fittings TRAIL/BOX 250



Interior fittings TRAIL/BOX 275S



TECHNICAL DATA

Total width* 226 cm

Total length* 645 cm

Total height* 316 cm / Standing height 200 cm

Platform length 410 cm (TRAIL/BOX 250) / 437 cm (TRAIL/BOX 275S)

Floor length 244 cm (TRAIL/BOX 250) / 272 cm (TRAIL/BOX 275S)

Bed dimensions alcove 213 x 150 cm

Bed dimensions seating group 213 x 122 cm (TRAIL/BOX 250)

Bed dimensions seating group 213 x 121/128 cm (TRAIL/BOX 275S)

GAS, WATER & HEATING SYSTEM

Storage space for two 5 kg gas bottles, with access from outside

Gas heating "TRUMA Combi 4E" with water heating system (boiler 10 litre)

Cut-off valves for each individual appliance

Fresh water supply with 96 litre tank and pressure pump

45 litre waste water tank as underfloor tank

SUITABLE BASIS VEHICLES **

Dodge RAM

Some of the accessories shown are not included as standard – available with surcharge.

*Approx. – depending on basis vehicle and equipment

**See additional information on Page 51





Family holidays with a pick-up? Why not? Our demountable TRAIL/BOX 250 cabin with rear entrance and 275S with side entrance are mobile holiday apartments for a family of four.

The roomy motor home cabin is particularly suited to American pick-ups with truck beds of around 1.99 m (6 ft) length. Thanks to the capacity of the basis vehicle and the large driver's cab, holidays with the family or as a group are easily possible, without making any compromises in

holiday enjoyment and accommodation comfort. The interior space is correspondingly generous.

The standing height is a pleasant two metres.

Built-in units in the highest workmanship, numerous storage compartments, modern, hardwearing upholstery fabrics and covers, as well as state of the art engineering, are only some of the many standard fitting details. The washroom designed for cabins with very little rear protrusion is compact yet completely equipped.



No wish remains unfilled: Our 260 model with rear entrance or 260S with side entrance offer the optimum in spacious comfort for up to four occupants.

The living area offers enough space for relaxing, down-time, sleeping and for joint activities. Galley, four comfortable seating spaces, large beds, 1,95 m standing height, generous storage space and a washroom with large, fold-down wash basin provide an abundance of comfort.

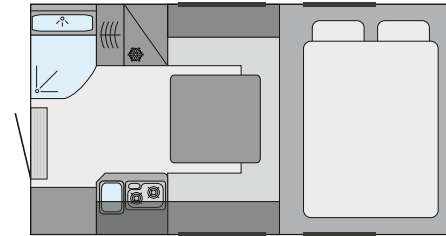
The bench WC stretches right across from right to left and ensures a clear layout.

Modern engineering, generous filling capacities including a 45 litre underfloor waste water tank and lots of further details round off the extensive equipment.

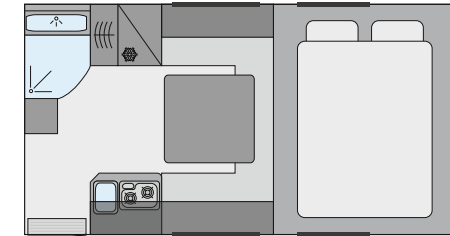
The TRAIL/BOX 260/260S also displays a further special feature: It fits onto both pick-ups with one-and-a-half cabin driver's cab and the VW Amarok XL with double cabin and extended truck bed.



TRAIL/BOX 260/260S



Interior fittings TRAIL/BOX 260



Interior fittings TRAIL/BOX 260S



TECHNICAL DATA

Total width* 210 cm

Total length* 608 cm

Total height* 299 cm / Standing height 195 cm

Platform length 429 cm / Floor length inside 264 cm

Bed dimensions alcove 198 x 150 cm

Bed dimensions seating group 198 x 113/120 cm

GAS, WATER & HEATING SYSTEM

Storage space for two 5 kg gas bottles, with access from outside

Gas heating "TRUMA Combi 4E" with water heating system (boiler 10 litre)

Cut-off valves for each individual appliance

Fresh water supply with 96 litre tank and pressure pump

45 litre waste water tank as underfloor tank

SUITABLE BASIS VEHICLES **

Ford Ranger, Isuzu D-Max, Nissan Navara, Toyota Hilux, VW Amarok

Some of the accessories shown are not included as standard – available with surcharge.

*Approx. – depending on basis vehicle and equipment

**See additional information on Page 51



The model corresponds essentially to the TRAIL/BOX 260/260S model but is designed especially for the Land Rover Defender 130.

The most obvious difference is the standing height of 2.14 m, resulting from the adaptation to the higher driver's cab in the Defender. This makes the already spacious interior appear even airier. In addition, the cabin also offers additional storage space. Like all our cabins, the washroom also features the new, modern wall decor.

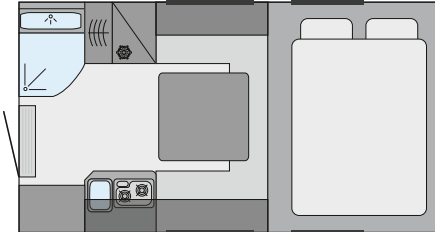
The darker shade provides an attractive contrast to the white bathroom fittings.

Typical for TISCHER, workmanship and quality are of the highest level: The modern sandwich construction technique and a stove-enamelled aluminium outer membrane make the cabin robust – even suitable for holiday trips off-road and far from civilization.

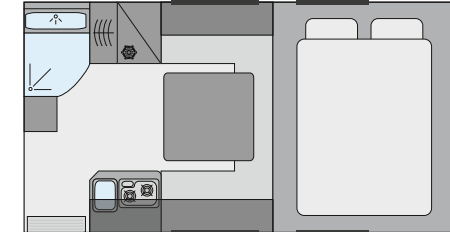
The 200 and 240 models are also available for the Land Rover Defender with a surcharge.



TRAIL/BOX 260R/260RS



Interior fittings TRAIL/BOX 260R



Interior fittings TRAIL/BOX 260RS



TECHNICAL DATA

Total width* 210 cm

Total length* 610 cm

Total height* 315 cm / Standing height 214 cm

Platform length 430 cm / Floor length inside 264 cm

Bed dimensions alcove 198 x 150 cm

Bed dimensions seating group 198 x 113/120 cm

GAS, WATER & HEATING SYSTEM

Storage space for two 5 kg gas bottles, with access from outside

Gas heating "TRUMA Combi 4E" with water heating system (boiler 10 litre)

Cut-off valves for each individual appliance

Fresh water supply with 96 litre tank and pressure pump

45 litre waste water tank as underfloor tank

SUITABLE BASIS VEHICLES **

Land Rover Defender 130

Some of the accessories shown are not included as standard – available with surcharge.

*Approx. – depending on basis vehicle and equipment

**See additional information on Page 51



The demountable cabin TRAIL/BOX 260SD is the ideal holiday home for a relaxed and extended trip for two.

Abundant space including a seating dinette at the side, generous storage space in the living area and a comfortable, wider washroom with large shower guarantee relaxed travel and every comfort. A space-saving sliding door leads into the washroom. The extensive standard equipment also includes two camping chairs and a table, close at hand

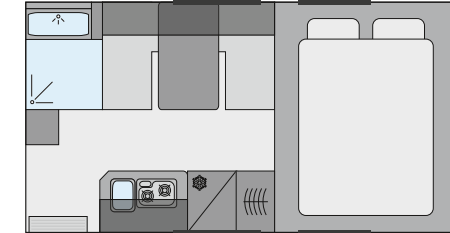
in a practical external storage space at the back.

With the 100 litre fresh water tank, two 5 kg gas cylinders and the 50 litre waste water tank, even extended holidays without a stop at a campsite pose no problems.

You are completely self-sufficient on your travels and at the same time enjoy all the comforts of a completely equipped camper. Your personal holiday home on wheels awaits you!



TRAIL/BOX 260SD



Interior fittings TRAIL/BOX 260SD

TECHNICAL DATA

Total width* 210 cm

Total length* 617 cm

Total height* 299 cm / Standing height 195 cm

Platform length 435 cm / Floor length inside 269 cm

Bed dimensions alcove 198 x 150 cm

Bed dimensions seating group 198 x 146/96 cm**

GAS, WATER & HEATING SYSTEM

Storage space for two 5 kg gas cylinders (not included in the standard scope of delivery), accessible from outside

Gas heating "TRUMA Combi 4E" with water heating system (boiler 10 litre)

Cut-off valves for each individual appliance

Fresh water supply with 100 litre tank and pressure pump

50 litre waste water tank as underfloor tank

SUITABLE BASIS VEHICLES ***

Ford Ranger, Isuzu D-Max, Land Rover Defender, Nissan Navara, VW Amarok Double Cab XL

Some of the accessories shown are not included as standard – available with surcharge.

*Approx. – depending on basis vehicle and equipment

**No standard equipment

***See additional information on Page 51





The TRAIL/BOX 280 cabin model (with back entrance) and the 280S and 285S models (both with side entrance) were specially designed for VW flatbed trucks.

The series is further developed and the cabins are now available for T4 and T5 and the new T6. With a standing height of 2.03 m, all three versions are characterised by lots of space and comfort for four occupants. With a functionally-equipped kitchen and complete bathroom, nothing is left to

be desired, even on longer trips. A further special feature of the model: on request, we provide access to the driver's cab; in doing so we also alter the backrest of the back seat. For short trips or shopping without the cabin, the opening can be closed quickly and simply using a door and plastic panel.

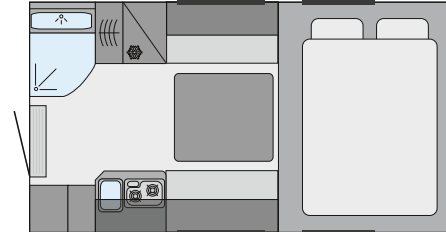
The series flatbed from Volkswagen come up trumps with a special feature: During mounting, the tailboard just has to be detached for the cabin to fit like a glove.

Couldn't be less complicated.

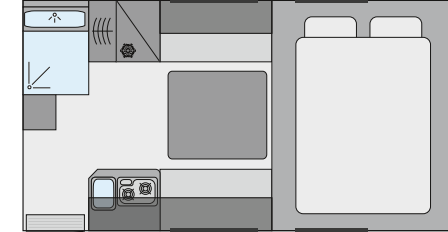


TRAIL/BOX 280/280S

Access to the driver's cab optional



Interior fittings TRAIL/BOX 280



Interior fittings TRAIL/BOX 280S



TECHNICAL DATA

Total width* 221 cm

Total length* 615 cm

Total height* 307 cm / Standing height 203 cm

Platform length 447 cm / Floor length inside 285 cm

Bed dimensions alcove 208 x 150 cm

Bed dimensions seating group 208 x 132 cm

GAS, WATER & HEATING SYSTEM

Storage space for two 11 kg gas bottles, with access from outside

Gas heating "TRUMA Combi 4E" with water heating system (boiler 10 litre)

Cut-off valves for each individual appliance

Fresh water supply with 100 litre tank and pressure pump

45 litre waste water tank as underfloor tank

SUITABLE BASIS VEHICLES **

VW T4/T5/T6 single cabin - short wheelbase
VW T4/T5/T6 double cabin

Some of the accessories shown are not included as standard – available with surcharge.

*Approx. – depending on basis vehicle and equipment

**See additional information on Page 51

EQUIPMENT



13-pin plug for lighting and 3-pin high-current plug for battery charging



"Truma VarioHeat Eco" gas heating (only TRAIL/BOX 200)



Fold-away wash basin (except TRAIL/BOX 200)




Washroom with shower tray and cassette WC (except TRAIL/BOX 200)



Mini-Heki (excluded TRAIL/BOX 200, 220, 230 (S) und 240)



"Truma Mono Control CS" gas regulator system




96 litre fresh water tank



"TRUMA Combi 4E" gas heating (except TRAIL/BOX 200)



Compressor fridge, 85 l with freezer compartment



Entrance door with security lock

EQUIPMENT & ACCESSORIES COMFORT AND LUXURY IN SERIES

Even as they leave the plant, our demountable cabins are extensively equipped. Select your additional accessories here and in our extensive pricelist to make your travels with a TISCHER cabin as comfortable as possible.



"Froli Star" comfort sleep system



Board control system



„Cytrac® DX Vision“ satellite system



External shower



Support, fold-away or fixed, for two bikes



120 Watt solar system, charge control
(Standard equipment: 1 x 120-watt solar panel)



2-stage electric entrance step



Pull-out entrance step



Roof rack system with ladder



3 meter awning right or left



SOG toilet ventilation system



Stainless steel quick-change system for tailgate



Fold-down worktop or shelf



Starter pack



Lengthwise bed version



„Truma Duo Control CS“ gas regulation system



Coatrack



Shelf for washroom



Alcove upper cabinet with shelf

ACCESSORIES

The optional accessories on this page are available with surcharge. Further information can be found in our current pricelist.



FAMILY BUSINESS
OVER 50 YEARS OF TRADITION AND EXPERIENCE

Our home has been the Kreuzwertheim industrial area Wiebelbach, in the heart of Mainfranken, since 1978. The gradual expansion of the plant site has enabled us to improve our cabin construction over the years. All the cabin construction stages are completed at our factory – from the design phase to final assembly. Visit our showroom for a personal consultation!

We assemble your cabin directly at our factory, then give you all the instructions for your cabin on your vehicle. We also carry out service and repairs at our factory. Are you passing through? Why not spend the night on one of our parking spaces. You are welcome to come and visit us! Tel. +49 (0)9342 8159

COMPANY



TISCHER GMBH FREIZEITFAHRZEUGE **CAMPING PASSION MADE IN GERMANY**

Did you know that the beginning of our success story was a motorhome cabin for a VW flatbed truck? Peter Tischer and his father Josef wanted to build a maneuverable home to take on the road. The idea was so successful that it gave rise to an entire company, TISCHER GmbH.

Today, our family-owned company based in Kreuzwertheim designs and manufactures demountable cabins for almost all pick-up available on the German market. With around 50 employees, we produce more than 240 cabins per year. Thanks to high-quality materials, precision craftsmanship and attention to detail, cabin after cabin is created in top "Made in Germany" quality.



Yours, Patrick Sauer

A handwritten signature in black ink, appearing to read 'Patrick Sauer', written over a white background.

HOW IT WAS – AND HOW IT'S GOING

PETER TISCHER AND PATRICK SAUER TALK ABOUT THE PAST, PRESENT, AND FUTURE



An event such as a 50th anniversary, which TISCHER Freizeitfahrzeuge GmbH celebrated in 2023, is a welcome opportunity to talk about the past and the future. This is what senior director Peter Tischer and Patrick Sauer, his successor, did in a comprehensive interview.

Their dialog also highlights successes and milestones which have long been part of the company's DNA, as well as the fundamental question: What does the future have in store, how are we positioned, and where will the journey take us?

HERE ARE SOME EXCERPTS FROM THE DISCUSSION:

MR. TISCHER, you were there when it all happened. How did the success story begin? Was there a fundamental flash of inspiration, for instance?

It all started in 1973. At that time, I wanted to travel to Greece for a summer holiday on my motorbike, with my girlfriend riding pillion. My dad didn't like that at all because he thought it was too dangerous. So we took some time and together we designed and built the forerunner for all TISCHER motorhome cabins. It sat on top of a VW flatbed truck – and it transported us to the acropolis and back.

TISCHER NEWS

So the first ever motorhome cabin was for your personal use?

How did the concept go on to develop a greater impact?

Friends and acquaintances became curious about my rolling home relatively quickly. There was a lot of admiration. Strengthened by this, my father and I started to show and promote the idea at trade fairs. There was a certain amount of interest from customers. Our development really got going, however, when the first pick-ups – imported vehicles from America – started winding their way around German roads. The TISCHER motorhome cabin was a perfect fit for this type of vehicle, which was also quickly adapted by manufacturers outside of the USA.

Was the success limited to Germany at first – or did you already have an international focus back then?

With the sales figures of pick-ups from different manufacturers increasing significantly in the late 1970s and over the course of the 80s, the popularity of demountable cabins from TISCHER simply grew and grew. Before we knew what was happening, we were receiving inquiries from many European countries. Fortunately, this is still the case today – with one difference in that we now have a well-established network of international trade partners. They are important for offering advice, support and service.

MR. SAUER, you took over the managing director role in spring 2022, as successor to your stepfather, Peter Tischer. Your task is not just to manage the successful past, but also to shape the future for your management and more than 50 employees.

The two fundamental values of tradition and innovation are inextricably linked in the brand essence of TISCHER. You can't have one without the other. This means that we are definitely proud of what has been achieved, but can't rest on our laurels. As TISCHER demountable cabins are generally always dependent on suitable base vehicles, the topic of future sustainability is not something that we could define freely for ourselves. Many things are stipulated by the vehicle manufacturers, but ultimately also by legislation, and we must implement and resolve these things accordingly.



With that in mind, what's next for TISCHER?

Now, our next product developments will be all about addressing the wishes and needs of our customers even more precisely. These have always been very varied, but in the future they are certain to be even more diverse. As important key words, I would only like to mention advanced processes such as digitization, automation and the increasing electrification of the base vehicles.

Will the continuing trend of growing customization also play a key role?

Absolutely! Cabins from our factory were always custom-made, individual pieces. However, we plan to further expand on this and intensify it, for instance, also by combining our motorhome cabins with other vehicle categories and automobile dimensions.



The compilation of the interview is just under 9 minutes long, and you can view it here:

Simply scan the QR code. And find out everything about TISCHER



TISCHER CHRONICLE THE HISTORY OF OUR SUCCESS

- 1973** First self-constructed cabin on a VW pick-up
- 1978** Move into the new plant in Wiebelbach
- 1980** Brands such as Ford, Mercedes, Mitsubishi and Toyota expand the range of basis vehicles
- 1982** Establishment of Tischer GmbH Freizeitfahrzeuge
- 1986** The Nissan pick-up becomes the primary basis vehicle
- 1990** Peter Tischer takes over the management of the company
- 1990** The TRAIL model series is launched
- 2001** The product range is expanded with the addition of the BOX model series
- 2013** Jubilee! We celebrate 40 years of TISCHER Freizeitfahrzeuge
- 2013** The erection and conversion of the company headquarters in Kreuzwertheim is completed
- 2014** The 4,000th TISCHER cabin leaves the plant
- 2015** By now, 178 TISCHER cabins are produced annually
- 2016** Award for TISCHER! The model 260S was distinguished as "The Perfect Camper 2016" by Reisemobilist magazine.
- 2017** A further award for TISCHER: Our models TRAIL and BOX receive the "Seal of cabin quality 2017 for sturdy superstructure construction".
- 2018** Expansion of plant and increased capacity through the construction of a new production hall
- 2021** Plant expansion: Construction of a new hall for initial assembly and vehicle conversions
- 2022** Generation change: Patrick Sauer will take over the management of the company from his stepfather Peter Tischer
- 2023** TISCHER is celebrating 50 years in business and is well positioned for the future. This will be ensured above all by the additional expansion of the production capacity with a new factory hall for 4 production spaces, the CNC area and the furniture factory.

FRIENDS MEET FRIENDS THE ANNUAL TISCHER TREFF



More from the TISCHER meeting 2023 can be found here:

Simply scan the QR code.
You're right in the middle of it all!

Once a year we invite our customers to a get-together.

We meet up every year in a different place; the main emphasis is on fun and a chance to swap experiences. Time and again, the enormous resonance confirms the longstanding bond between us as the manufacturers of demountable cabins and our customers.

After more than five decades, we, the family company, are also still able to guarantee flexible travel, custom mobility and tremendous freedom, thanks to our extensive experience.

Whether active holidays, relaxing as a couple, a family trip or luxury camping: Our customers enjoy the wide range of possibilities with the ingenious yet simple pick-up idea.

TISCHER SERVICE

SERVICE & ACCESSORIES

EXTRAS IN BRAND QUALITY

*The tonneau of your pick-ups deserves that extra something.
We provide the cover and the coating.*


TONNEAU COVER BAKFLIP

The optically appealing cover, made of aluminium, with integrated water drain, is extremely sturdy, can be used either completely or partially open when driving and adapts totally to the interior contours of the truck bed. As soon as the panels are closed, the BAKFLIP locks automatically. The cover is attached to the brackets with just two screws – this can be done without difficulty even where edge guards are in place.

The cover has a bearing load of up to 150 kg. The hinges are made of EPDM (ethylene-propylene-diene-monomer), a synthetic rubber which is corrosion-resistant, climate resistant and insensitive to acids. Thanks to the weatherproof material, the tonneau cover resists moisture, heat and frost. In addition, with the locked Bakflip and closed back flap, everything is safely stored to prevent theft.

RHINO LININGS® FOR FLATBEDS

For every TISCHER cabin we recommend the spray-on two-component plastic coating "Rhino Linings" for flatbeds and truck beds. In addition to outstanding non-slip properties and sound insulation, "Rhino Linings" coatings offer a permanently attractive appearance. The water and air permeable material is an outstanding alternative to conventional, loose truck bed lining and has been in use in the USA for lining truck beds since 1988.





SERVICE & GUARANTEE

ALL-ROUND CARE AND SUPPORT

Thank to our all-round customer care, you get not only our custom-made demountable cabins, but also a comprehensive range of services.

When we hand over your new TISCHER cabin, you also receive a comprehensive book containing our operating instructions and all the

operating instructions for the technical appliances and equipment installed. This allows you to do your own troubleshooting. And should something require replacement, we procure and dispatch individual and replacement parts, as a rule within one working day. We have many of them in stock on site.



TAKING YOUR HOBBY ALONG
(IN-) SEPARABLE TRAVEL COMPANION

Holidays and relaxation often also involve action and fun. These include the very individual leisure time activities enthusiasts don't want to forgo on their travels. Be they racing cyclists, water sports fans or bikers: Hobby equipment can always be taken along.

LEISURE TIME & MORE



SIMPLY FLEXIBLE

– FLEXIBLY SIMPLE

The compact dimensions of our pick-up and demountable cabins simplify travelling with a trailer and provide you with unimaginable flexibility on holiday.

Meter-long combinations that turn winding roads into a test of courage, and multiple attempts to fit into a parking space become things of the past with TISCHER demountable cabins. Horse box, boats or motorbike trailers can be towed with different basis vehicles in combination with various cabin and tow bar types. Alterations to the drawbar (stabilizing wheel) may be necessary. A trailer bracket extension (Harbeck system) is possible with a restricted tow load of max. 1,700 kg.



E-BIKE, MOUNTAIN BIKE, RACING BIKE ...

Transporting bikes is really easy with our demountable cabins: with a bike rack directly at the rear, the bike simply comes along too. Depending on the entrance, the bike rack is attached to our pick-up models as either a fixed or a fold-away version. So on your travels you can get close to nature on two wheels and enjoy your hobby to your heart's content.

Travel in comfort and yet remain completely flexible: No matter what hobby you want to take along, we will find the right individual solution for you and your four-wheel vehicle!

Have a word with us. We would be pleased to advise you on possible combinations and trailer loads.

TISCHER INDIVIDUAL



TRAIL 340S, fixed structure on VW T5 chassis



BOX 260S, on Nissan Navara, platform flatbed with fold-down, detachable tailboards

DREAM COMBINATION INDIVIDUAL VEHICLES & AND SPECIAL PRODUCTS

If you have special requests, have a word with us! Whether basis vehicle, cabin equipment, paintwork, size or material – with our experience and know-how, we can make your dreams of the perfect vehicle come true.



TRAIL-Liner, mobile home as low-bed trailer (fifth wheeler)

SUITABLE BASIS VEHICLES

WE OFFER THE RIGHT CABIN FOR YOUR VEHICLE

BASIS VEHICLES	DETAIL	LENGTH OF THE FLATBED	TRAILER CABINS TRAIL & BOX (REAR AND SIDE ENTRANCE)										ADDITIONAL INFORMATION		
			200	220	230	240	250	260	260R	275	260SD	280			
DODGE RAM	Crew Cab	171.0 cm					■								
	Quad Cab	194.0 cm					■				■				
FORD RANGER	Double (Double Cab)	161.3 cm	■	■ (2)	■ (2)	■ (2)									
	One-and-a-half (Extra Cab)	191.1 cm	■			■ (2)			■ (2)				■ (2)		
ISUZU D-MAX	Double (Crew Cab)	155.2 cm	■	■ (2)	■ (2)	■ (2)									Models manufactured later than 07/2012
	One-and-a-half (Space Cab)	179.5 cm	■			■ (2)			■ (2)				■ (2)		
JEEP GLADIATOR	Double (Double Cab)	153,1 cm	■	■ (2)	■ (2)	■ (2)									
LAND ROVER DEFENDER	130 Double (Double Cab)	166.8 cm	■ (1)			■ (1)			■				■ (1)		
	110 Single (Pick-up)	201.0 cm							■ (1)						
MERCEDES X-CLASS	Double (Double Cab)	158.7 cm	■	■ (2)	■ (2)	■ (2)									
MITSUBISHI L200/ FIAT FULLBACK	Double (Double Cab)	150.0 cm	■												
	Double (Double Cab)	150.5 cm	■												
	One-and-a-half (Club Cab)	180.1 cm	■												
NISSAN NAVARA	Double (Double Cab)	151.0 cm	■	■ (2)	■ (2)	■ (2)									Models manufactured later than 2006
	One-and-a-half (King Cab)	186.5 cm	■			■ (2)			■ (2)				■ (2)		
TOYOTA HILUX	Double (Double Cab)	152.0 cm	■	■ (2)	■ (2)	■ (2)									Models manufactured later than 2016
	One-and-a-half (Xtra Cab)	180.5 cm	■			■ (2)			■ (2)				■ (2)		
VW T4 / T5 / T6	Double													■ (2)	
	Single. short wheel base													■ (2)	
VW AMAROK	Double (Double Cab)	155.0 cm	■	■ (2)	■ (2)	■ (2)									
	Double (Double Cab XL)	186.5 cm				■ (2)			■ (2)				■ (2)		

(1) Custom products with surcharge. (2) Possible only with payload uprating. Errors and omissions excepted. This list is not exhaustive.

TISCHER cabins can also be used on many further vehicles. This list is valid for Germany only. For other countries, please contact the respective dealer directly.

CABIN CONSTRUCTION

Modern sandwich construction technique with accessible roof

Stove-enamelled, smooth aluminium outer membrane with design options in a variety of colours

Poplar plywood interior panelling and 30 mm solid foam insulation

Thermal bridge-free "SEITZ" double-glazed windows, mosquito net and blackout blind

Entrance door with safety lock, window incl. mosquito blind

Double-shell roof cover incl. mosquito net and blackout

Crank supports with plastic washers

ALCOVE

Anti-thermal-bridge "SEITZ" double-glazed windows, mosquito net and blackout blind

Bed with comfortable "Froli Star" sleeping system and warm air supply

LIVING AREA

Decorative coating on interior walls and PVC floor covering

Furniture in light poplar plywood with modern, easy-care coating

Kitchen furniture and table with hardwearing surface

Aluminium swivel table

Curtains on the living area windows (various versions possible)

Central seating group in 8 cm thick, high-quality foam upholstery, convertible to a bed

Covers in modern design, zippers for removal

Back-ventilated backrests

Forced ventilation on all storage cabinets

KITCHEN

2-flame gas cooker with safety pilot and electrical ignition and separate sink with split glass cover plate

Compressor fridge, 85 l with freezer compartment

WASHROOM (EXCEPT TRAIL/BOX 200)

Large, fold-away wash basin, cassette WC and shower

Mirror, lighting and wall cabinet

Roof cover for ventilation

12 V / 230 V SYSTEM

Energy-saving 12 Volt LED lighting in living area

230 volt and USB socket

CEE input socket with 10 A automatic fuse

Lithium battery, 12 V 100 Ah with triple charger (charger, 30A booster, solar controller) and 30A high-current plug

Shut-off relay for 12 Volt refrigerator function

120 W solar panel

PLAY THE FILM!

HERE YOU CAN SEE THE CABIN AND PICK-UP WORKING TOGETHER IN FASCINATING IMAGES

Two stars which come together to form a dream team – in the film and on the road: Start the new TISCHER film with great driving and scenery shots to get to know the unique atmosphere of this mobile holiday. Who knows, perhaps when you watch it, your desire to feel the winds of freedom in your face will become so great that you will call us straight away, for us to offer you some individual advice. Nothing would delight us more!



Curious?

Simply scan the QR code.

Be inspired!


DISCOVER TISCHER!

VISIT US – IN PERSON,
ON OUR WEBSITE OR SOCIAL MEDIA.




www.tischer-pickup.com



 @tischerpickup



 @tischer_pickup_deutschland

Tischer GmbH Freizeitfahrzeuge
Frankenstrasse 3 · 97892 Kreuzwertheim
Industriegebiet Wiebelbach
Fon: +49 (0)9342 8159 · Fax: +49 (0)9342 5089
Mail: info@tischer-pickup.com

TIP: RENT AND TEST!

We also offer pick-ups and demountable cabins to rent. A good opportunity to test the combination extensively on your next vacation

TISCHER
FREIZEITFAHRZEUGE

Pictures: Rolf Nachbar Fotografie & Design - Studio Tischop GmbH
Details or dimensions are approximate. Deviations (+/- 5 %)
in factory tolerances are possible and permitted.
agency: kl-company - tischall-23-1006-12/23 - www.kl-company.de